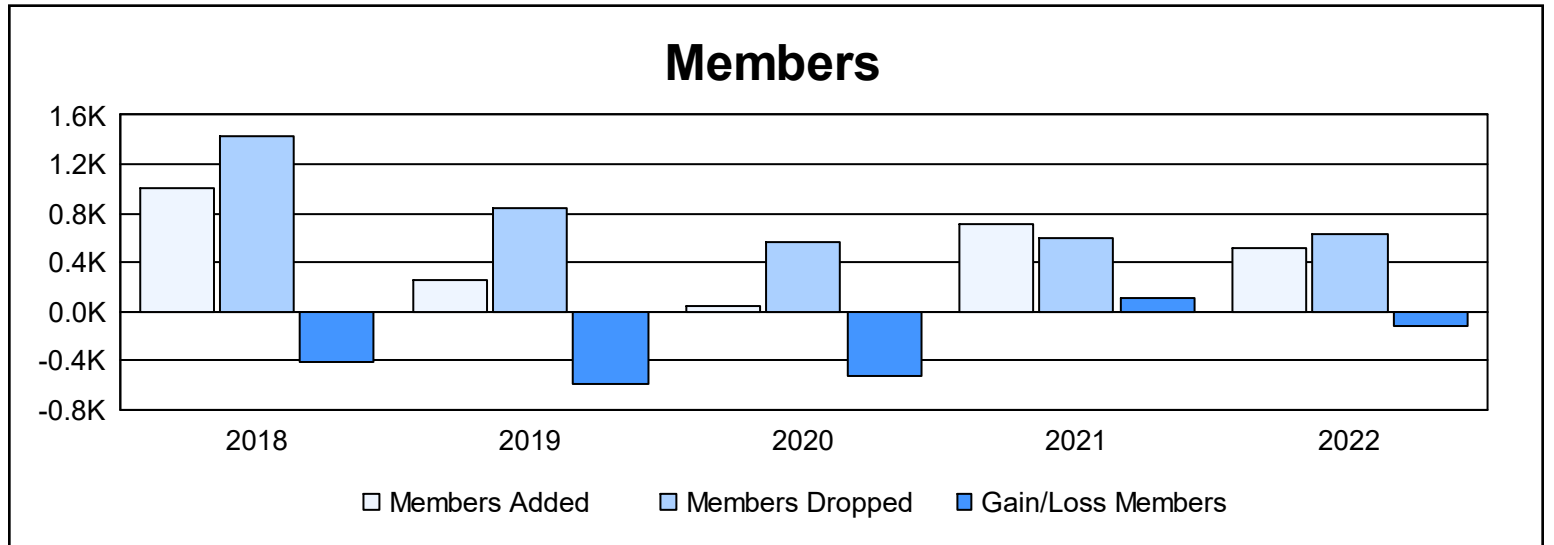
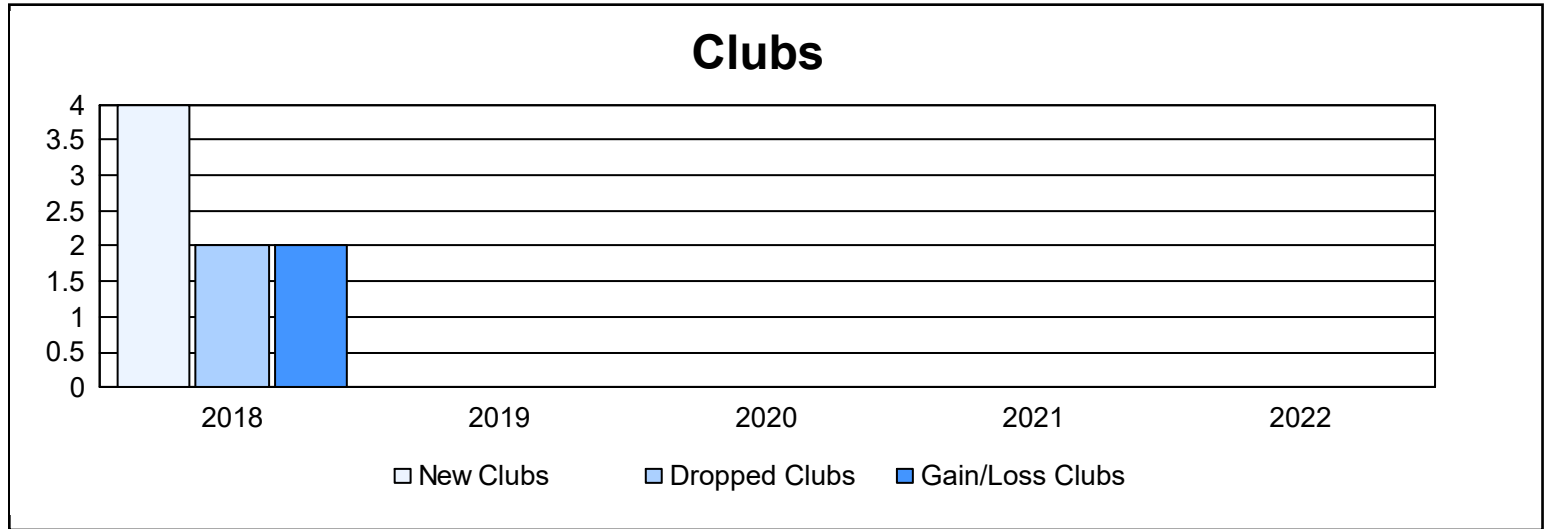
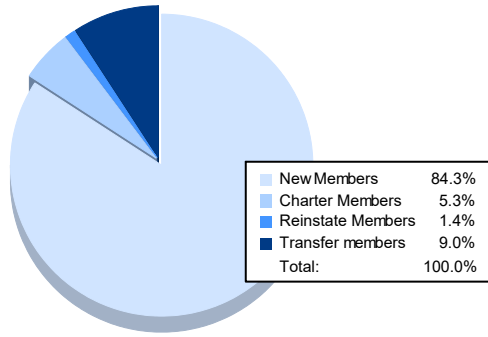


Year	New Clubs	Dropped Clubs	Gain/ Loss Clubs	New Members	Charter Members	Reinstate Members	Transfer Members	Total Member Added	Total Members Dropped	Gain/ Loss Members
2017-2018	4	2	2	687	246	23	56	1,012	1,426	-414
2018-2019	0	0	0	170	40	1	39	250	841	-591
2019-2020	0	0	0	0	17	0	32	49	569	-520
2020-2021	0	0	0	496	53	19	147	715	599	116
2021-2022	0	0	0	429	27	7	46	509	626	-117
<b>Average</b>	<b>1</b>	<b>0</b>	<b>0</b>	<b>356</b>	<b>77</b>	<b>10</b>	<b>64</b>	<b>507</b>	<b>812</b>	<b>-305</b>



### Membership Composition June 2022 Cumulative



### Gender Composition June 2022 Cumulative

